



Christchurch Infant School – Year 2 Project Overview

Superheroes

Autumn 2 (6 weeks)



Rationale

At play time the Year 2 children notice a cat on top of the story hut. How did it get there and how will they get it down? The children come together as a class to work out the best way of saving the scared cat and ultimately a real-life super hero comes to the rescue! In History, the children will learn about real-life super heroes of the past including Florence Nightingale, Louis Braille, Neil Armstrong, Rosa Parks and Grace Darling. They will learn about why they are significant and the events that led to them being remembered as heroes. In English, they will explore fictional superheroes creating a comic strip and their own super hero character. In Design and Technology, they will learn about slider mechanisms and design, make and evaluate their own superhero scene. The topic culminates in a special assembly honouring and rewarding the children’s own heroes.

Hook


At play time the Year 2 children spot a scared looking cat on the top of the story hut. How on earth will we get it down? Luckily a real-life superhero comes to the rescue!

Outcome


The children invite their own real-life hero to a special class assembly where they are rewarded and honoured for being so special.

Key Texts

Traction Man Is Here – Mini Grey




Nat Fantastic – Giles Andreae



The Tear Thief – Carol Ann Duffy



Florence Nightingale – Lucy Lethbridge



Super Worm – Julia Donaldson

Whole Class Readers



Christchurch Infant School – Year 2 Project Overview

<p>Focus Subject – English</p> <ul style="list-style-type: none"> • Using 'Traction Man Is Here' create a comic strip using exclamation sentences and marks. • Using 'The Tear Thief' create a Wanted poster using expanded noun phrases, commas in a list and questions. • Using 'Nat Fantastic' children create their own superhero and write a description using expanded noun phrases and the suffixes 'ful' and 'less'. • Write questions for real life superheroes from the community using question marks. • Write about their own real life superhero using the present tense and the subordinating conjunction 'because'. 	<p>Focus Subject – History</p> <ul style="list-style-type: none"> • Learn about the lives of significant individuals in the past who have contributed to national and international achievements. (Florence Nightingale, Neil Armstrong, Louis Braille, Rosa Parks, Grace Darling) • Learn about events beyond living memory that are significant nationally or globally. 	<p>Focus Subject – Design & Technology</p> <p>Children to design and create a moving Superhero scene using a slider.</p> <ul style="list-style-type: none"> • Design purposeful, functional, appealing products for themselves and other users based on design criteria • Generate, develop, model and communicate their ideas through talking, drawing, templates, mock-ups and, where appropriate information and communication technology. • Select from and use a wide range of tools and equipment to perform practical tasks. • Select from and use a wide range of materials and components, including construction materials, according to their characteristics. • Evaluate their ideas and products against design criteria. • Explore and use mechanisms (sliders) in their products.
<p>Application Subject – Art</p> <p>Children to create the background for their Superhero scene using various mediums. They will then make a clay medal for their real life hero, thinking about pattern and texture using appropriate tools.</p>		
<p>Maths:</p> <p>The children will complete their learning on addition and subtraction by learning how to add and subtract any two digit numbers, they will explore number bonds to 100 and learn strategies to support them adding three one digit numbers. They will then begin to learn about money, recapping the different coins and notes before comparing different amounts, finding totals and giving change. They will learn how to make amounts of money in different ways and complete two step problems.</p>		
<p>Home Learning – Create their own superhero identity or superhero passport about themselves</p>		
<p>Trips and Visitors – Real life superheroes from the local community.</p>		