



Christchurch Infant School – Year 1 Project Overview

A Pirate's Life For Me!

(7 weeks) Summer 2



Rationale

The Year 1 children have found a message in a treasure box from infamous Poole pirate Harry Paye. He has challenged the children to find out more about his life and to become pirates! Children will learn about famous pirates from the past and what life was like as a pirate. They will learn about the seven continents and five oceans of the world and create their own treasure map using a key. In science, we will explore the properties of materials and choose the best materials to make our own pirate ships. We will have a visit from the Treehouse Theatre who will perform, with the help of the children, a pirate story and sing pirate songs. In music, we will learn some sea shanty's like a sailor went to sea sea sea.


Hook

A treasure chest has been discovered in the Year 1 classrooms from infamous Poole pirate Harry Paye. He has challenged the children to find out more about pirate life!


Outcome

The children will use all of their pirate knowledge to celebrate the end of the topic with a pirate day engage in variety of pirate themed activities!


Key Texts



Pirate Pete loses his hat – Susan Akass



Pirates Love Underpants – Claire Freedman



Jake's First Day - Twinkl



Non-fiction texts about Harry Paye and other famous pirates.

Focus Subject – English

- Using the text 'Pirate Pete loses his hat' to retell and

Focus Subject – History

- Learn about significant historical events, people

Focus Subject – Science

Materials experiment: Which



Christchurch Infant School – Year 1 Project Overview

<p>innovate own pirate story using storytelling vocabulary the prefix 'un'.</p> <ul style="list-style-type: none"> • Write descriptive sentences to form a narrative about a pirate adventure. • Using 'Jake's First Day' to prepare children for year 2 transition. • Write a letter to new teacher telling them about themselves using the key features of a letter and question marks. 	<p>and places in their own locality. (Harry Paye, Poole)</p> <ul style="list-style-type: none"> • Learn about events beyond living memory that are significant nationally or globally 	<p>materials are best to build a pirate ship?</p> <ul style="list-style-type: none"> • Distinguish between an object and the material from which it is made. • Identify and name a variety of everyday materials, including wood, plastic, glass, metal, water, and rock. • Describe the simple physical properties of a variety of everyday materials. • Compare and group together a variety of everyday materials on the basis of their simple physical properties. • Asking simple questions and recognising that they can be answered in different ways • Observing closely, using simple equipment. • Performing simple tests. • Identifying and classifying • Using their observations and ideas to suggest answers to questions. • Gathering and recording data to help in answering questions
<p>Application Subject – Geography Children to name and locate the world's seven continents and five oceans using world maps, atlases and globes. Children to follow directions around school using a 'treasure map'.</p>		
<p>Application Subject – PSHE Children to follow Jigsaw Unit 6 'Changing Me' relating to transition to Year 2. Use of the text 'Jake's First Day' to link pirates and transition.</p>		
<p>Home Learning – Children to design their own pirate ship and write a few descriptive sentences to describe the features of their ship.</p>		
<p>Trips and Visitors – Tree House Theatre group.</p>		